



Lake Travis Community Library

Hotspot Lending Agreement

Purpose

Lake Travis Community Library lends mobile hotspots to help bridge the digital divide and improve access to information in the library district. Hotspots can be borrowed from the main library and bookmobile.

What is a hotspot?

A hotspot is a mobile wireless device that provides internet access to Wi-Fi enabled devices. Lake Travis Community Library's hotspots are provided through T-Mobile and offer unlimited data.

Eligibility

- Hotspot checkouts are limited to one device per library card.
- The library account must be in good standing.

Borrowing and Returning

- Hotspots may be returned inside the library at the circulation desk, on the bookmobile, or in the audio-visual book drop outside the library.
- Altering or modifying the configuration of the hotspot is prohibited.

Late, Lost, and Damaged Hotspots

- Hotspots three days overdue will be deactivated.
- Lost or damaged hotspots will incur a charge of \$75.00 on the borrower's account.

Using the Hotspot

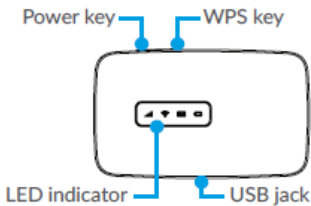
Hotspots provide internet access through the T-Mobile network. To ensure maximum data speed, use the hotspot in an area with a strong T-Mobile signal. To check the signal strength in your area, go to www.t-mobile.com/coverage/coverage-map and enter your address. Please charge the hotspot before use. To turn the hotspot on/off, press and hold down the power button for a few seconds until it lights up. The network name will be **Lake Travis Library MH 1/2/3/4/5/....** The password is written on the front of the hotspot.

User Agreement

Patrons may not send, receive or display text or graphics that may reasonably be construed as obscene. Patrons may not use this device for any illegal purpose. Patrons may not in any way alter, reconfigure, or damage the hotspots. Patrons may not attempt to access unauthorized data and data belonging to others. The library is not responsible for the accuracy or content of any information found on any site. It is recommended that particular caution be exercised when obtaining financial, medical, or legal information from the internet. As with other library materials, it is the parent or legal guardian of minor children who must assume ultimate responsibility for supervising access to internet resources. By checking out and using the hotspot, the borrower agrees to abide by this agreement, and all state and federal laws.

Alcatel LINKZONE Hotspot User Guide

Getting to Know Your Mobile Hotspot







LED Description

Part	Description
Power key	Hold the "Power" key for 3 seconds to power the device on/ off.
WPS key	Hold "WPS" key for 3 seconds to activate the WPS function. Once activated, the Wi-Fi LED indicator will flash every two seconds. If the network is not accessed within 2 minutes device will automatically exit WPS mode.
LED indicators	Displays signal, Wi-Fi, SMS, and battery charge status.
Charging / USB Port	Use the USB jack to charge your device and connect your device to the client via the USB cable.
Reset	Hold both "Power" and "WPS" keys simultaneously for 6 seconds. All LED indicators will flash blue 4 times to indicate that the device has been reset to factory mode.
Reboot	Hold "Power" key for 10 seconds to restart device.

Indicators

When the hotspot is powered on, the following icons will illuminate. For a description of the icons, please refer to the table below:



-  Network Indicator (Red or Blue LED)
-  Wi-Fi Indicator (Blue LED)
-  SMS Indicator (Blue LED)
-  Battery Indicator (Red or Blue LED)

	LED	Description
Network Indicator	Solid Blue	Registered and connected to network.
	Flashing Blue	Network disconnected.
	Solid Red	No network, no SIM card or SIM card error, limited or no service.
Wi-Fi	Solid Blue	Wi-Fi is active.
SMS	Solid Blue	New message
	Flashing Blue	Message inbox is full.
Battery	Rapidly Flashing Blue	Working.
	Rapidly Flashing Blue	The battery is being charged.
	Solid Blue	Full charged.
	Flashing Red	The battery level is less than 10%.